

Round plug connector M12

Round plug connector M12 for field wiring

Male straight



Female straight



Male straight (as Y distributor)



Male 90°



Female 90°

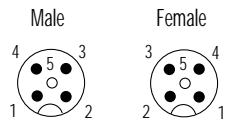


General:

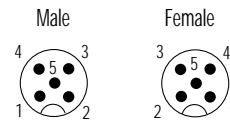
The contact insert can be plugged in 90° steps.

Pin arrangement

4-pole



5-pole



Male		Art.-No.	Art.-No.
Version	Screw thread		
Straight	PG 7	27605	27625
	PG 9	27606	27626
as Y distributor	PG 11	336282	336805
90°	PG 7	27615	27635
	PG 9	27616	27636
Female		Art.-No.	Art.-No.
Version	Screw thread		
Straight	PG 7	27600	27620
	PG 9	27601	27621
90°	PG 7	27610	27630
	PG 9	27611	27631

Technical Data

Supply voltage	4-pole (without PE)	max. 250 V AC/300 V DC
	5-pole (with PE)	max. 30 V AC/36 V DC
Current per contact	max. 4 A	
Connection type	screw terminals	
Connection diameter	max. 0,75 mm ²	
Protection	IP 67 when plugged and screwed down (DIN 40050)	
Round plug connector	application class HNA (to DIN 40040)	
Temperature range	-40...+85 °C	
Housing material	flame retardant plastic, resistant against standard cooling agents and lubricants	
Clamping range screw thread	PG 7:	4...6 mm (clamping range 2,5...4 mm on request)
	PG 9:	6...8 mm
	PG 11D:	3,0...5,0 mm (2 cable entries)

Notes

Other versions on request.

Round plug connector M12
with MOSA
Insulation displacement
technology

Male straight



Female straight



Male 90°

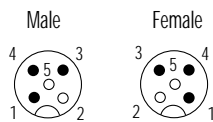


Female 90°

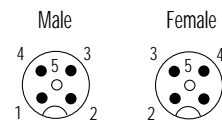


Pin arrangement

3-pole



4-pole



Male	Art.-No.	Female	Art.-No.
Version			
Straight	27641		27640
90°	27645		27644
Female	Art.-No.	Male	Art.-No.
Version			
Straight	27643		27642
90°	27647		27646

Technical Data

Supply voltage	max. 32 V
Nominal current	max. 3 A
Voltage resistance	500 V
Wire diameter	0,25 mm ² ...0,5 mm ²
Conductor diameter	≥ 0,1 mm (to DIN VDE 0812)
Outer wire diameter	1,2...1,6 mm
Outer cable diameter	4...5,1 mm
Wire insulation	PVC, PE
Connection frequency	10
Protection	IP 67 when plugged and screwed down (DIN 40050)
Temperature range	-25...+85 °C
Combustibility class to UL 94	V0

Notes

Technical data can be found on page 1.7.1
HARAX® is a registered trademark of Fa. HARTING KGaA

Round plug connector M12

Round plug connector M12
shielded
for field wiring

Male straight



Female straight



Male 90°

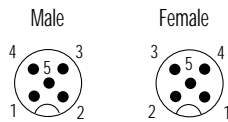


Female 90°



Pin arrangement

5-pole



Male		Art.-No.
Version	Screw thread	
Straight	4 ... 6	4227625
	6 ... 8	4227626
90°	4 ... 6	4227635
	6 ... 8	4227636
Female		Art.-No.
Version	Screw thread	
Straight	4 ... 6	4227620
	6 ... 8	4227621
90°	4 ... 6	4227630
	6 ... 8	4227631

Technical Data

Supply voltage	5-pole (with PE)	max. 30 V AC/36 V DC
Current per contact		max. 4 A
Connection type		screw terminals
Connection diameter		max. 0,75 mm ²
Protection		IP 67 when plugged and screwed down (DIN 40050)
Temperature range		-40...+85 °C
Housing material		CuZn, nickel plated
Clamping range screw thread		4 ... 6 mm
		6 ... 8 mm

Notes


Other versions on request.

MSUD Valve plug combinations

- Integrated gasket
- Label plate
- Screw (captive)


Form A

Contact form 18 mm
M12 connector top entry




Form A

Contact form 18 mm
M12 connector at the rear

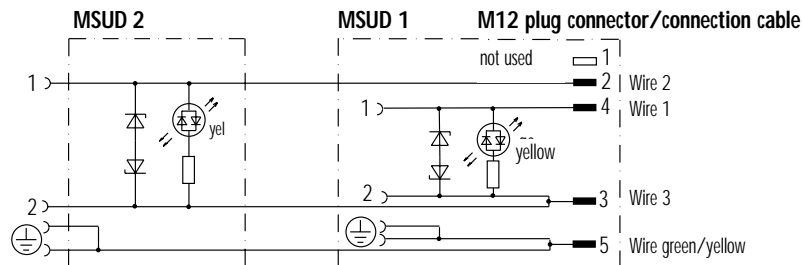


Form A

Contact form 18 mm
Pre-wired cable



Circuit diagram

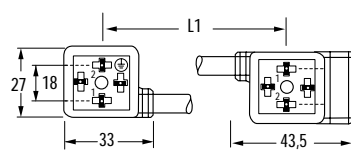


Ordering data		Art.-No.	Art.-No.	Art.-No.
Version 100 mm	Conn. MSUD 1			
Dist. between the fixing screws on the valve (L1)	M12 male	3611130	3613130	3615132
	3 m cable			3615133
	5 m cable			
Version 150 mm	Conn. MSUD 1			
Dist. between the fixing screws on the valve (L1)	M12 male	3611150	3613150	3615152
	3 m cable			3615153
	5 m cable			
Version 200 mm	Conn. MSUD 1			
Dist. between the fixing screws on the valve (L1)	M12 male	3611170	3613170	3615172
	3 m cable			3615173
	5 m cable			

Technical Data

Supply voltage	24 V AC/DC
Supply current	max. 4 A
Form	A to DIN 43650 (ISO 4400), contact form 18 mm (2 contacts, PE bridged)
Suppression/switch off spike	Z-diodes/≤ 55 V
Status indicator: color/current usage	yellow/max 15 mA
Conn. MSUD 1: M12 male/cable	M12 x 1 round plug connector, 4-pole (male)/connection cable PUR-JZ 4 x 0,75 mm ² , stranded, cable outer grey, outer diameter approx. 7 mm
Connector cable	PUR-JZ, 3 x 0,75 mm ² stranded, outer diameter approx. 5,9 mm, cable length defined by max. dist. between the fixing screws on the valve (L1).
Protection	IP67 when plugged and screwed down
Temperature range	- 30... + 80 °C
Material	flame retardant plastic, resistant against standard cooling agents and lubricants
Plug color	black

Dimensions



Height 29 mm

Diagram shows M12 plug connector top entry

Notes

Round plug connector

MSUD/M12 Adapter for valves and pressure switches

- Integrated gasket
- Label plate
- Screw (captive)

Form A

Contact form 18 mm
M12 connector top entry

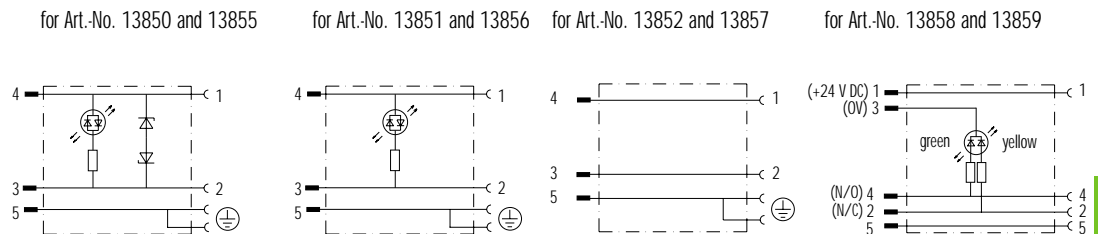


Form A

Contact form 18 mm
M12 connector at the rear



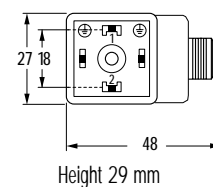
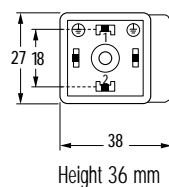
Circuit diagram



Ordering data	Art.-No.	Art.-No.
Version		
LED yellow, suppression	13850	13855
LED yellow	13851	13856
no electronics	13852	13857
LED yellow/green for pressure switches	13858	13859

Technical Data	
Supply voltage	24 V AC/DC (pressure switches 24 V DC)
Supply current	max. 4 A
Form	A to DIN 43650 (ISO 4400), contact form 18 mm (valves: 2 contacts, PE bridged; pressure switches: 3 contacts, PE opposite plug connector)
Suppression/switch off spike	Z-diodes/≤ 55 V
Status indicator: color/current usage	yellow resp. yellow/green at pressure switches/max 15 mA
Connection	M12 x 1 round plug connector, 3-pole resp. 5-pole
Protection	IP 67 when plugged and screwed down
Temperature range	- 25... + 90 °C
Material	flame retardant plastic, resistant against standard cooling agents and lubricants
Plug color	black
Dimensions H x W x D	38 x 27 x 36 mm

Dimensions drawing



Notes
Adapter form B and form C in preparation.

Round plug connector M12

T coupler M12
with female M12

MSB-EY
with distributor function

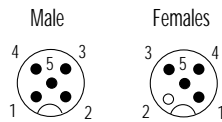
MSB-EP
with parallel function

MSB-EG
Pin 2 and Pin 4 bridged
with distributor function

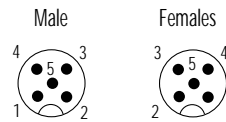


Pin arrangement

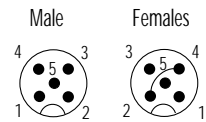
4-pole



5-pole



4-pole



Ordering data

Art.-No.
13880

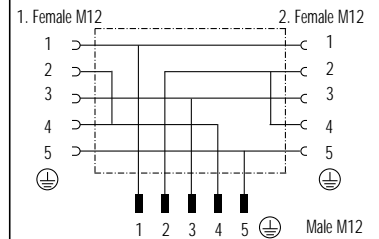
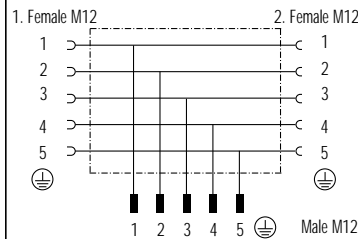
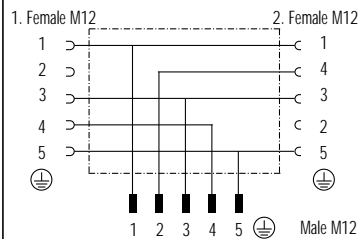
Art.-No.
13881

Art.-No.
13882

Technical Data

Supply voltage	24 V AC/DC
Supply current	4 A
Contact resistance	≤ 5 mΩ
Test voltage	1,5 kV _{eff}
Protection	IP 67 when plugged and screwed down (to DIN 40050)
Temperature range	-25°...90 °C
Contact	CuZn, nickel plated and 0,8 μm gold plated
Dimensions (H x W x D)	45 x 35 x 15 mm

Pin configuration



Notes

Other versions on request.
Further technical data can be found on page 1.7.1

Round plug connector M12

**T coupler M12
with female M8**

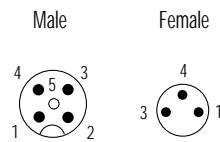
MSF-EY
with distributor function



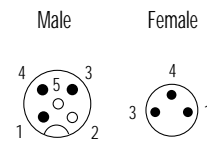
MSB-EP
with parallel function

Pin arrangement

4-pole



3-pole

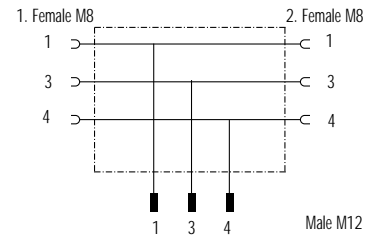
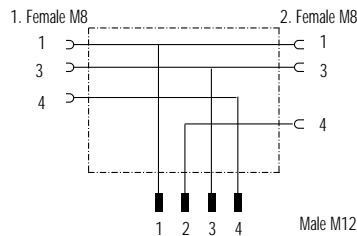


Ordering data	Art.-No. 3813880	Art.-No. 3813881
----------------------	----------------------------	----------------------------

Technical Data

Supply voltage	24 V AC/DC
Supply current	4 A
Contact resistance	≤ 5 mΩ
Test voltage	1,5 kV _{eff}
Protection	IP 67 when plugged and screwed down (to DIN 40050)
Temperature range	-25° ... 90 °C
Contact	CuZn, nickel plated and 0,8 μm gold plated
Dimensions (H x W x D)	45 x 33 x 15 mm

Pin configuration



Notes

Other versions on request.
Further technical data can be found on page 1.7.1

Round plug connector M12

Male M12
with pre-wired cable

and

open ended wires

Male straight

Male 90°

Male straight

Male 90°



Pin arrangement

General:

- Contact 1: brown (+)
- Contact 2: white (N/C)
- Contact 3: blue (-)
- Contact 4: black (N/O)

3-pole
for N/O contact
Version R

Male



4-pole
for N/O contact **and** N/C contact (without PE)
Version T

Male



Ordering data

Connection cable		Art.-No.	Art.-No.	Art.-No.	Art.-No.
	Cable length				
PUR	1,5 m	33502	33566	33512	33574
Wire diameter 0,34 mm ²	3,0 m	33503	33567	33513	33577
3-wire - Identification FB	5,0 m	33506	33568	33514	33578
4-wire - Identification FC	7,5 m	13454	13464	13460	13470
	10,0 m	33507	33569	33517	33581
PVC	1,5 m	33508	33570	33518	33582
Wire diameter 0,34 mm ²	3,0 m	33509	33571	33521	33583
3-wire - Identification GB	5,0 m	33510	33572	33522	33584
4-wire - Identification GC	7,5 m	13455	13465	13461	13471
	10,0 m	33511	33573	33523	33585

Notes

Other versions on request. Label plate (see diagram) as accessory Art.-No. 996041 also available. Technical data can be found on page 1.7.1

Round plug connector M12

Male M12
with pre-wired cable
and
open ended wires

Male straight

Male 90°

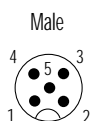


Pin arrangement

General:

- Contact 1: brown (+)
- Contact 2: white (N/C)
- Contact 3: blue (-)
- Contact 4: black (N/O)
- Contact 5: gn./yel (PE)

5-pole
for N/O contact **and** N/C contact (with PE)
Version U



Ordering data

		Art.-No.	Art.-No.
Connection cable	Cable length		
PUR	1,5 m	33524	33586
Wire diameter 0,34 mm ²	3,0 m	33534	33535
Identification FD	5,0 m	33549	33550
	7,5 m	13462	13472
	10,0 m	33579	33580
PVC	1,5 m	33525	33587
Wire diameter 0,34 mm ²	3,0 m	33526	33588
Identification GD	5,0 m	33527	33589
	7,5 m	13463	13473
	10,0 m	33528	33590

Notes

Other versions on request. Label plate (see diagram) as accessory Art.-No. 996041 also available. Technical data can be found on page 1.7.1

Round plug connector M12

Female M12
with pre-wired cable

and

open ended wires

Female straight

Female 90°

Female straight

Female 90°

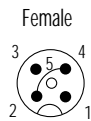


Pin arrangement

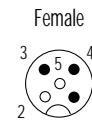
General:

Contact 1: brown (+)
Contact 3: blue (-)
Contact 4: black (N/O)

3-pole (PIN 4 used, with PIN 2 bridged)
for N/O contact **or** N/C contact, contact carrier green
Version S



3-pole
for N/O contact, contact carrier black
Version R



Ordering data

		Art.-No.	Art.-No.	Art.-No.	Art.-No.
Connection cable	Cable length				
PUR	1,5 m	33532	33591	13048	13064
Wire diameter 0,34 mm ²	3,0 m	33533	33592	13049	13065
Identification FB	5,0 m	33536	33593	13050	13066
	7,5 m	13474	13484	13478	13488
	10,0 m	33537	33594	13051	13067
	PVC	1,5 m	33538	33595	13052
Wire diameter 0,34 mm ²	3,0 m	33539	33596	13053	13069
Identification GB	5,0 m	33540	33597	13054	13070
	7,5 m	13475	13485	13479	13489
	10,0 m	33541	33598	13055	13071
	PUR (irradiated), weld environments, halogen free	1,5 m			3713048
Wire diameter 0,34 mm ²	3,0 m			3713049	3713065
Identification UH	5,0 m			3713050	3713066
	7,5 m			3713478	3713488
	10,0 m			3713051	3713067

Notes

Other versions on request. Label plate (see diagram) as accessory Art.-No. 996041 also available. Technical data can be found on page 1.7.1

Round plug connector M12

Female M12
with pre-wired cable

and
open ended wires

Female straight

Female 90°

Female straight

Female 90°

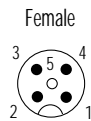


Pin arrangement

General:

Contact 1: brown (+)
Contact 2: white (N/C)
Contact 3: blue (-)
Contact 4: black (N/O)

4-pole, without PE
for N/O contact **and** N/C contact, contact carrier black
Version T



5-pole, with PE
for N/O contact **and** N/C contact, contact carrier black
Version U



Ordering data		Art.-No.	Art.-No.	Art.-No.	Art.-No.
Connection cable	Cable length				
PUR	1,5 m	33542	33599	33554	33392
Wire diameter 0,34 mm ²	3,0 m	33543	33399	33555	33391
4-wire - Identification FC	5,0 m	33544	33398	33556	33390
5-wire - Identification FD	7,5 m	13480	13490	13482	13492
	10,0 m	33547	33397	33557	33389
PVC	1,5 m	33548	33396	33558	33388
Wire diameter 0,34 mm ²	3,0 m	33551	33395	33559	33387
4-wire - Identification GC	5,0 m	33552	33394	33562	33386
5-wire - Identification GD	7,5 m	13481	13491	13483	13493
	10,0 m	33553	33393	33563	33385
PUR (irradiated), weld environments, halogen free	1,5 m	3733542	3733599		
	3,0 m	3733543	3733399		
Wire diameter 0,34 mm ²	5,0 m	3733544	3733398		
4-wire - Identification UJ	7,5 m	3713480	3713490		
	10,0 m	3733547	3733397		

Notes

Other versions on request. Label plate (see diagram) as accessory Art.-No. 996041 also available. Technical data can be found on page 1.7.1

Round plug connector M12

Female M12 with LED,
with pre-wired cable

and

open ended wires

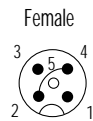
Female straight (LED)



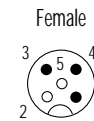
Pin arrangement

General:	
Contact 1:	brown (+)
Contact 2:	white (N/C)
Contact 3:	blue (-)
Contact 4:	black (N/O)

3-pole (PIN 4 used, with PIN 2 bridged)
for N/O contact **or** N/C contact, contact carrier green
Version S



3-pole
for N/O contact, contact carrier black
Version R



Ordering data

Ordering data		Art.-No.	Art.-No.
Connection cable	Cable length		
PUR	1,5 m	4733532	4713048
Wire diameter 0,34 mm ²	3,0 m	4733533	4713049
Identification FB	5,0 m	4733536	4713050
	7,5 m	4713474	4713478
	10,0 m	4733537	4713051

Notes

Other versions on request. Label plate (see diagram) as accessory Art.-No. 996041 also available. Technical data can be found on page 1.7.1

Round plug connector M12

Female M12 with LED,
with pre-wired cable

and
open ended wires

Female 90° (LED)



Female 90° (LED)

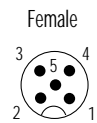
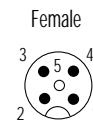
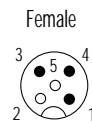
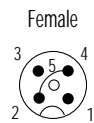


Female 90° (LED)



Pin arrangement

General:	3-pole (PIN 4 used, with PIN 2 bridged), 2 LED for PNP-N/O or N/C contact, contact carrier green Version S	3-pole, 2 LED for PNP-N/O contact carrier black Version R	4-pole, 3 LED (without PE) for PNP-N/O and N/C contact contact carrier black, Version T	5-pole, 2 LED (with PE) for PNP-N/O and N/C contact contact carrier black, Version U
Contact 1: brown (+) LED green				
Contact 2: white (N/C) LED yellow				
Contact 3: blue (-)				
Contact 4: black (N/O) LED yellow				



Ordering data

Connection cable		Art.-No.	Art.-No.	Art.-No.	Art.-No.
Cable length					
PUR	1,5 m	33384	13072	33376	13700
Wire diameter 0,34 mm ²	3,0 m	33383	13073	33375	13701
3-wire - Identification FB	5,0 m	33382	13074	33374	13702
4-wire - Identification FC	7,5 m	13494	13498	13500	13703
5-wire - Identification FD	10,0 m	33381	13075	33373	13704
PVC	1,5 m	33380	13076	33372	13705
Wire diameter 0,34 mm ²	3,0 m	33379	13077	33371	13706
3-wire - Identification GB	5,0 m	33378	13078	33370	13707
4-wire - Identification GC	7,5 m	13495	13499	13501	13708
5-wire - Identification GD	10,0 m	33377	13079	33369	13709

Notes

Female with LED and suppression for sol.valves with M12 connection on request.
Label plate (see diagram) as accessory Art.-No. 996041 also available. Technical data can be found on page 1.7.1

Round plug connector M12

Male M12
with shielded,
pre-wired cable
and
open ended wires

Male straight

Male 90°

Male straight

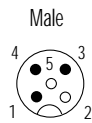
Male 90°



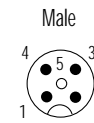
Pin arrangement

General:
Contact 1: brown (+)
Contact 2: white (N/C)
Contact 3: blue (-)
Contact 4: black (N/O)

3-pole
for N/O contact
Version R



4-pole
for N/O contact **and** N/C contact (without PE)
Version T



Ordering data

Ordering data		Art.-No.	Art.-No.	Art.-No.	Art.-No.
Connection cable	Cable length				
PUR	1,5 m	4233502	4233566	4233512	4233574
Wire diameter 0,34 mm ²	3,0 m	4233503	4233567	4233513	4233577
3-wire - Identification LV	5,0 m	4233506	4233568	4233514	4233578
4-wire - Identification LQ	7,5 m	4213454	4213464	4213460	4213470
	10,0 m	4233507	4233569	4233517	4233581

Notes

Other versions on request. Label plate (see diagram) as accessory Art.-No. 996041 also available. Technical data can be found on page 1.7.1

Male M12
with shielded,
pre-wired cable

and

open ended wires

Male straight

Male 90°

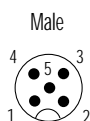


Pin arrangement

General:

- Contact 1: brown (+)
- Contact 2: white (N/C)
- Contact 3: blue (-)
- Contact 4: black (N/O)
- Contact 5: gn./yel (PE)

5-pole
for N/O contact **and** N/C contact (with PE)
Version U



Ordering data

Ordering data		Art.-No.	Art.-No.
Connection cable	Cable length		
PUR	1,5 m	4233524	4233586
Wire diameter 0,34 mm ²	3,0 m	4233534	4233535
Identification LX	5,0 m	4233549	4233550
	7,5 m	4213462	4213472
	10,0 m	4233579	4233580

Notes

Other versions on request. Label plate (see diagram) as accessory Art.-No. 996041 also available. Technical data can be found on page 1.7.1

Round plug connector M12


Female M12
with shielded,
pre-wired cable
and
open ended wires

Female straight

Female 90°

Female straight

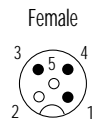
Female 90°



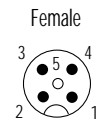
Pin arrangement

General:
Contact 1: brown (+)
Contact 3: blue (-)
Contact 4: black (N/O)

3-pole
for N/O contact, contact carrier black
Version R



4-pole, without PE
for N/O contact **and** N/C contact, contact carrier black
Version T



Ordering data		Art.-No.	Art.-No.	Art.-No.	Art.-No.
Connection cable	Cable length				
PUR	1,5 m	4213048	4213064	4233542	4233599
Wire diameter 0,34 mm ²	3,0 m	4213049	4213065	4233543	4233399
3-wire - Identification LV	5,0 m	4213050	4213066	4233544	4233398
4-wire - Identification LQ	7,5 m	4213478	4213488	4213480	4213490
	10,0 m	4213051	4213067	4233547	4233397

Notes

Other versions on request. Label plate (see diagram) as accessory Art.-No. 996041 also available. Technical data can be found on page 1.7.1


Female M12
with shielded,
pre-wired cable

and

open ended wires

Female straight

Female 90°



Pin arrangement

General:

Contact 1: brown (+)
Contact 2: white (N/C)
Contact 3: blue (-)
Contact 4: black (N/O)
Contact 5: gn./yel (PE)

5-pole, with PE
for N/O contact **and** N/C contact, contact carrier black
Version U

Female



Ordering data

Ordering data		Art.-No.	Art.-No.
Connection cable	Cable length		
PUR	1,5 m	4233554	4233392
Wire diameter 0,34 mm ²	3,0 m	4233555	4233391
Identification LX	5,0 m	4233556	4233390
	7,5 m	4213482	4213492
	10,0 m	4233557	4233389

Notes

Other versions on request. Label plate (see diagram) as accessory Art.-No. 996041 also available. Technical data can be found on page 1.7.1

Round plug connector M12

Male M12
with pre-wired cable

and



Female M12

Male straight

Male straight

Male straight

Male straight



Female straight

Female 90°

Female straight

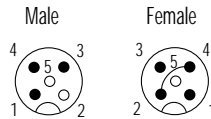
Female 90°

Pin arrangement

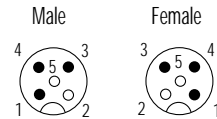
General:

Contact 1: (+)
Contact 2: (N/C)
Contact 3: (-)
Contact 4: (N/O)

3-pole (PIN 4 used, with PIN 2 bridged)
for N/O contact **or** N/C contact, contact carrier female green
Version S



3-pole
for N/O contact, contact carrier female black
Version R



Ordering data

		Art.-No.	Art.-No.	Art.-No.	Art.-No.
Connection cable	Cable length				
PUR	0,3 m	33601	33664	13150	13170
Wire diameter 0,34 mm ²	0,6 m	33602	33665	13151	13171
Identification FB	1,0 m	33603	33667	13152	13172
	1,5 m	33604	33668	13153	13173
	2,0 m	33605	33669	13154	13174
PVC	0,3 m	33612	33682	13155	13175
Wire diameter 0,34 mm ²	0,6 m	33613	33683	13156	13176
Identification GB	1,0 m	33614	33684	13157	13177
	1,5 m	33616	33685	13158	13178
	2,0 m	33617	33686	13159	13179
PUR (irradiated), weld environments, halogen free	0,3 m			3713150	3713170
	0,6 m			3713151	3713171
Wire diameter 0,34 mm ²	1,0 m			3713152	3713172
Identification UH	1,5 m			3713153	3713173
	2,0 m			3713154	3713174

Notes

Other versions on request. Label plate (see diagram) as accessory Art.-No. 996041 also available. Technical data can be found on page 1.7.1

Round plug connector M12

Male M12
with pre-wired cable

and

Female M12

Male straight



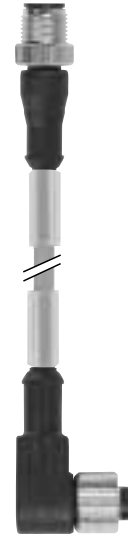
Female straight

Male straight



Female straight

Male straight



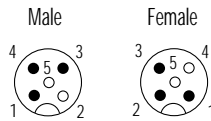
Female 90°

Pin arrangement

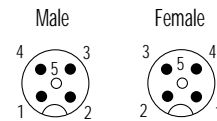
General:

- Contact 1: (+)
- Contact 2: (N/C)
- Contact 3: (-)
- Contact 4: (N/O)

3-pole
for N/C contact, contact carrier female orange
Version Q



4-pole, without PE
for N/O contact **and** N/C contact, contact carrier female black
Version T



Ordering data

Ordering data		Art.-No.	Art.-No.	Art.-No.
Connection cable	Cable length			
PUR	0,3 m	13090	33607	33670
Wire diameter 0,34 mm ²	0,6 m	13091	33608	33671
3-wire - Identification FB	1,0 m	13092	33609	33672
4-wire - Identification FC	1,5 m	13093	33610	33673
	2,0 m	13094	33611	33674
PVC	0,3 m	13095	33618	33687
Wire diameter 0,34 mm ²	0,6 m	13096	33619	33688
3-wire - Identification GB	1,0 m	13097	33620	33689
4-wire - Identification GC	1,5 m	13098	33622	33690
	2,0 m	13099	33623	33691
PUR (irradiated), weld environments, halogen free	0,3 m		3733607	3733670
	0,6 m		3733608	3733671
Wire diameter 0,34 mm ²	1,0 m		3733609	3733672
4-wire - Identification UJ	1,5 m		3733610	3733673
	2,0 m		3733611	3733674
PUR - yellow (to Desina)	0,6 m		3533608	3533671
Wire diameter 0,34 mm ²	1,0 m		3533609	3533672
4-wire - Identification FM	1,5 m		3533610	3533673
	2,0 m		3533611	3533674
PVC - yellow (to Desina)	0,6 m		3533619	3533688
Wire diameter 0,34 mm ²	1,0 m		3533620	3533689
4-wire - Identification GM	1,5 m		3533622	3533690
	2,0 m		3533623	3533691

Notes

Other versions on request. Label plate (see diagram) as accessory Art.-No. 996041 also available. Technical data can be found on page 1.7.1

Round plug connector M12

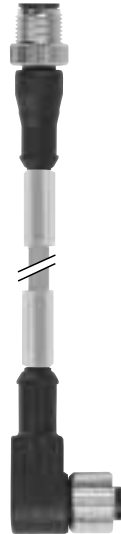
Male M12
with pre-wired cable

and

Female M12

Male straight

Male straight



Female straight

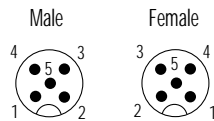
Female 90°

Pin arrangement

General:

- Contact 1: (+)
- Contact 2: (N/C)
- Contact 3: (-)
- Contact 4: (N/O)
- Contact 5: (PE)

5-pole, with PE
for N/O contact **and** N/C contact, contact carrier female black
Version U



Ordering data

		Art.-No.	Art.-No.
Connection cable	Cable length		
PUR	0,3 m	33606	33676
Wire diameter 0,34 mm ²	0,6 m	33621	33677
Identification FD	1,0 m	33636	33678
	1,5 m	33651	33679
	2,0 m	33666	33680
PVC	0,3 m	33624	33692
Wire diameter 0,34 mm ²	0,6 m	33625	33816
Identification GD	1,0 m	33626	33693
	1,5 m	33627	33694
	2,0 m	33628	33695

Notes

Other versions on request. Label plate (see diagram) as accessory Art.-No. 996041 also available. Technical data can be found on page 1.7.1

Male M12
with shielded,
pre-wired cable

and

Female M12

Male straight



Female straight

Male straight



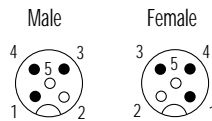
Female straight

Pin arrangement

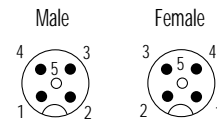
General:

Contact 1: (+)
Contact 2: (N/C)
Contact 3: (-)
Contact 4: (N/O)

3-pole
for N/O contact, contact carrier female black
Version R



4-pole, without PE
for N/O contact **and** N/C contact, contact carrier female black
Version T



Ordering data

Connection cable	Cable length	Art.-No.	Art.-No.
PUR	0,3 m	4213150	4233607
Wire diameter 0,34 mm ²	0,6 m	4213151	4233608
3-wire - Identification LV	1,0 m	4213152	4233609
4-wire - Identification LQ	1,5 m	4213153	4233610
	2,0 m	4213154	4233611
PUR - green (to Desina)	0,6 m		4533608
Wire diameter 0,34 mm ²	1,0 m		4533609
4-wire - Identification LY	1,5 m		4533610
	2,0 m		4533611

Notes

Other versions on request. Label plate (see diagram) as accessory Art.-No. 996041 also available. Technical data can be found on page 1.7.1

Male M12
with shielded,
pre-wired cable

and

Female M12

Male straight



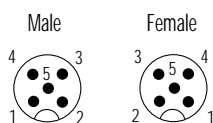
Female straight

Pin arrangement

General:

- Contact 1: (+)
- Contact 2: (N/C)
- Contact 3: (-)
- Contact 4: (N/O)
- Contact 5: (PE)

5-pole, with PE
for N/O contact **and** N/C contact, contact carrier female black
Version U



Ordering data

Ordering data		Art.-No.
Connection cable	Cable length	
PUR	0,3 m	4233676
Wire diameter 0,34 mm ²	0,6 m	4233677
Identification LX	1,0 m	4233678
	1,5 m	4233679
	2,0 m	4233680

Notes

Other versions on request. Label plate (see diagram) as accessory Art.-No. 996041 also available. Technical data can be found on page 1.7.1
8-pole 90° on request.


Round plug connector M12

Male M12
with pre-wired cable

and


Female M12

Male 90°



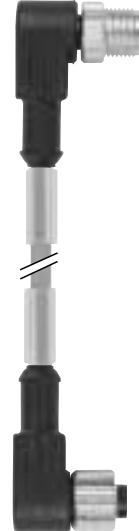
Female straight

Male 90°



Female 90°

Male 90°



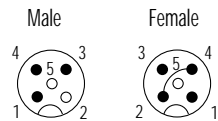
Female 90°

Pin arrangement

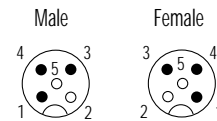
General:

- Contact 1: (+)
- Contact 2: (N/C)
- Contact 3: (-)
- Contact 4: (N/O)

3-pole (PIN 4 used, with PIN 2 bridged)
for N/O contact **or** N/C contact, contact carrier female green,
Version S



3-pole
for N/O contact, contact carrier female black
Version R



Ordering data

		Art.-No.	Art.-No.	Art.-No.
Connection cable	Cable length			
PUR	0,3 m	33629	33726	13190
Wire diameter 0,34 mm ²	0,6 m	33631	33727	13191
Identification FB	1,0 m	33632	33728	13192
	1,5 m	33633	33729	13193
	2,0 m	33634	33730	13194
PVC	0,3 m	33647	33731	13195
Wire diameter 0,34 mm ²	0,6 m	33648	33732	13196
	1,0 m	33649	33733	13197
	1,5 m	33650	33734	13198
	2,0 m	33652	33735	13199

Notes

Other versions on request. Label plate (see diagram) as accessory Art.-No. 996041 also available. Technical data can be found on page 1.7.1

Round plug connector M12

Male M12
with pre-wired cable

and




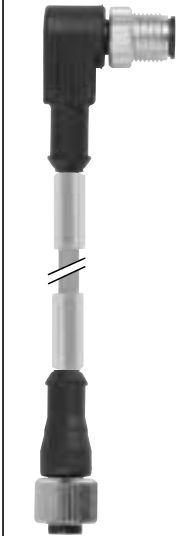
Female M12

Male 90°

Male 90°

Male 90°

Male 90°



Female straight

Female 90°

Female straight

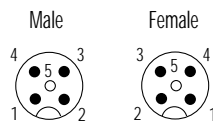
Female 90°

Pin arrangement

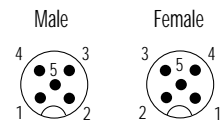
General:

Contact 1: (+)
Contact 2: (N/C)
Contact 3: (-)
Contact 4: (N/O)

4-pole, without PE
for N/O contact **and** N/C contact, contact carrier female black
Version T



5-pole, with PE
for N/O contact **and** N/C contact, contact carrier female black
Version U



Ordering data

		Art.-No.	Art.-No.	Art.-No.	Art.-No.
Connection cable	Cable length				
PUR	0,3 m	33635	33736	33641	33746
Wire diameter 0,34 mm ²	0,6 m	33637	33737	33642	33747
4-wire - Identification FC	1,0 m	33638	33738	33643	33748
5-wire - Identification FD	1,5 m	33639	33739	33644	33749
	2,0 m	33640	33740	33646	33750
PVC	0,3 m	33653	33741	33658	33751
Wire diameter 0,34 mm ²	0,6 m	33654	33742	33659	33752
4-wire - Identification GC	1,0 m	33655	33743	33661	33753
5-wire - Identification GD	1,5 m	33656	33744	33662	33754
	2,0 m	33657	33745	33663	33755

Notes

Other versions on request. Label plate (see diagram) as accessory Art.-No. 996041 also available. Technical data can be found on page 1.7.1

Round plug connector M12

Male M12
with pre-wired cable

and




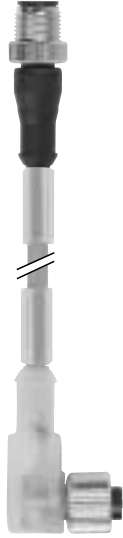
Female M12 with LED

Male straight

Male 90°

Male straight

Male 90°



Female 90° (LED)

Female 90° (LED)

Female 90° (LED)

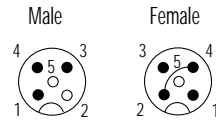
Female 90° (LED)

Pin arrangement

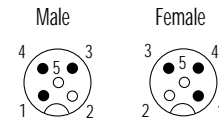
General:

Contact 1:	(+)	LED green
Contact 2:	(N/C)	LED yellow
Contact 3:	(-)	
Contact 4:	(N/O)	LED yellow

3-pole (PIN 4 used, with PIN 2 bridged), 2 LED
for PNP-N/O or N/C contact, contact carrier female green
Version S



3-pole, 2 LED
for PNP-N/O, contact carrier female black
Version R



Ordering data


		Art.-No.	Art.-No.	Art.-No.	Art.-No.
Connection cable	Cable length				
PUR	0,3 m	33696	33756	13180	13200
Wire diameter 0,34 mm ²	0,6 m	33697	33757	13181	13201
Identification FB	1,0 m	33698	33758	13182	13202
	1,5 m	33699	33759	13183	13203
	2,0 m	33700	33760	13184	13204
PVC	0,3 m	33701	33761	13185	13205
	0,6 m	33702	33762	13186	13206
	1,0 m	33703	33763	13187	13207
Identification GB	1,5 m	33704	33764	13188	13208
	2,0 m	33705	33765	13189	13209

Notes

Other versions on request. Label plate (see diagram) as accessory Art.-No. 996041 also available. Technical data can be found on page 1.7.1

Round plug connector M12

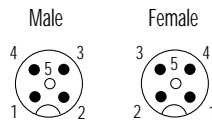
Male M12
with pre-wired cable
and
Female M12 with LED



Pin arrangement

General:
Contact 1: (+) LED green
Contact 2: (N/C) LED yellow
Contact 3: (-) LED yellow
Contact 4: (N/O) LED yellow

4-pole, 3 LED, without PE
for PNP-N/O and N/C contact, contact carrier female black
Version T



Ordering data

		Art.-No.	Art.-No.
Connection cable	Cable length		
PUR	0,3 m	33706	33766
Wire diameter 0,34 mm ²	0,6 m	33707	33767
Identification FC	1,0 m	33708	33768
	1,5 m	33709	33769
	2,0 m	33710	33770
PVC	0,3 m	33711	33771
Wire diameter 0,34 mm ²	0,6 m	33712	33772
Identification GC	1,0 m	33713	33773
	1,5 m	33714	33774
	2,0 m	33715	33775

Notes

Other versions on request. Label plate (see diagram) as accessory Art.-No. 996041 also available. Technical data can be found on page 1.7.1

Round plug connector M12


Male M12
with pre-wired cable

and

Female M12 with LED

Male straight

Male 90°



Female 90° (LED)

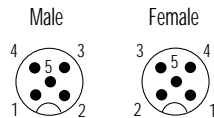
Female 90° (LED)

Pin arrangement

General:

Contact 1:	(+)	LED green
Contact 2:	(N/C)	LED yellow
Contact 3:	(-)	
Contact 4:	(N/O)	LED yellow
Contact 5:	(PE)	

5-pole, 3 LED, with PE
for PNP-N/O and N/C contact, contact carrier female black
Version U



Ordering data

Connection cable	Cable length	Art.-No.	Art.-No.
PUR	0,3 m	13720	13730
Wire diameter 0,34 mm ²	0,6 m	13721	13731
Identification FD	1,0 m	13722	13732
	1,5 m	13723	13733
	2,0 m	13724	13734
PVC	0,3 m	13725	13735
Wire diameter 0,34 mm ²	0,6 m	13726	13736
Identification GD	1,0 m	13727	13737
	1,5 m	13728	13738
	2,0 m	13729	13739

Notes

Other versions on request. Label plate (see diagram) as accessory Art.-No. 996041 also available. Technical data can be found on page 1.7.1

Round plug connector M12

Male M12
with pre-wired cable

and

Female M8

Male straight

Male straight

Male straight


Male straight

Female straight

Female 90°

Female straight

Female 90°

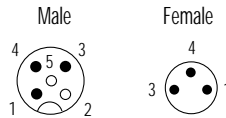


Pin arrangement

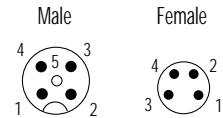
General:

- Contact 1: (+)
- Contact 2: (N/C)
- Contact 3: (-)
- Contact 4: (N/O)

3-pole
for N/O contact
Version R



4-pole
for N/O contact **and** N/C contact
Version T



Ordering data

		Art.-No.	Art.-No.	Art.-No.	Art.-No.
Connection cable	Cable length				
PUR	0,3 m	33270	33280	13502	13522
Wire diameter 0,25 mm ²	0,6 m	33271	33281	13503	13523
3-wire - Identification JB	1,0 m	33272	33282	13504	13524
4-wire - Identification JC	1,5 m	33273	33283	13505	13525
	2,0 m	33274	33284	13506	13526
PVC	0,3 m	33275	33285	13507	13527
	0,6 m	33276	33286	13508	13528
3-wire - Identification KB	1,0 m	33277	33287	13509	13529
4-wire - Identification KC	1,5 m	33278	33288	13510	13530
	2,0 m	33279	33289	13511	13531

Notes

Other versions on request. Label plate (see diagram) as accessory Art.-No. 996041 also available. Technical data can be found on page 1.7.1

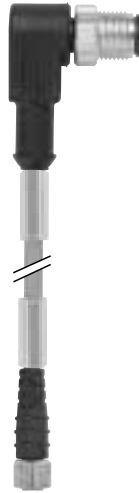
Round plug connector M12

Male M12
with pre-wired cable


and

Female M8

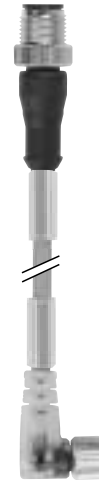
Male 90°



Male 90°



Male straight



Female straight

Female 90°

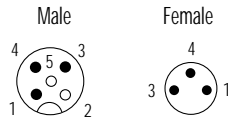
Female 90° (LED)

Pin arrangement

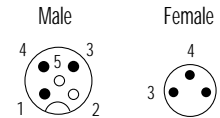
General:

- Contact 1: (+)
- Contact 3: (-)
- Contact 4: (N/O)

3-pole
for N/O contact
Version R



3-pole, 2 LED
for PNP-N/O
Version R



Ordering data

		Art.-No.	Art.-No.	Art.-No.
Connection cable	Cable length			
PUR	0,3 m	33290	33310	13542
Wire diameter 0,25 mm ²	0,6 m	33291	33311	13543
Identification JB	1,0 m	33292	33312	13544
	1,5 m	33293	33313	13545
	2,0 m	33294	33314	13546
PVC	0,3 m	33295	33315	13547
	0,6 m	33296	33316	13548
Identification KB	1,0 m	33297	33317	13549
	1,5 m	33298	33318	13550
	2,0 m	33299	33319	13551

Notes

Other versions on request. Label plate (see diagram) as accessory Art.-No. 996041 also available. Technical data can be found on page 1.7.1

Round plug connector M12

Y Distributor M12
with pre-wired cable


and

Female M12

Notes:

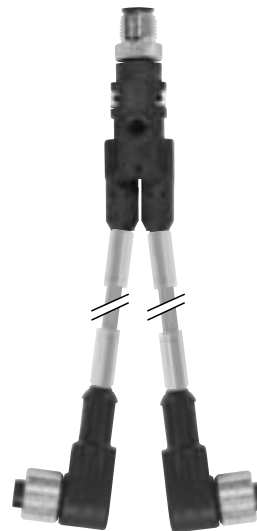
The cables are marked
with S1 for Signal 1
and S2 for Signal 2

Y Distributor




Female straight

Y Distributor



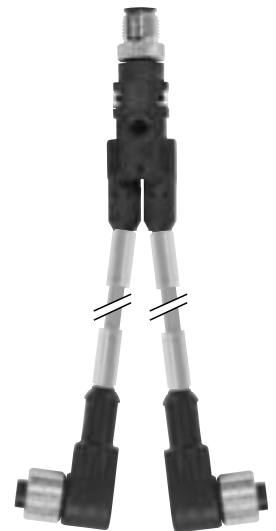
Female 90°

Y Distributor



Female straight

Y Distributor



Female 90°

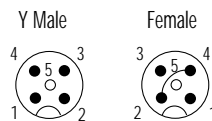
Pin arrangement

General:

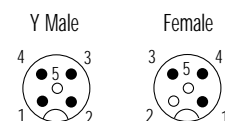
Y Distributor M12-Female

Pin 1:	(+)	(+)
Pin 2:	(S2)	(N/C)
Pin 3:	(-)	(-)
Pin 4:	(S1)	(N/O)

3-pole (PIN 4 used, with PIN 2 bridged)
for N/O or N/C, contact carrier female green
Version S



3-pole
for N/O, contact carrier female black
Version R



Ordering data		Art.-No.	Art.-No.	Art.-No.	Art.-No.
Connection cable	Cable length				
PUR	0,3 m	33240	33250	13240	13250
Wire diameter 0,34 mm ²	0,6 m	33241	33251	13241	13251
Identification FB	1,0 m	33242	33252	13242	13252
	1,5 m	33243	33253	13243	13253
	2,0 m	33244	33254	13244	13254
PVC	0,3 m	33245	33255	13245	13255
Wire diameter 0,34 mm ²	0,6 m	33246	33256	13246	13256
Identification GB	1,0 m	33247	33257	13247	13257
	1,5 m	33248	33258	13248	13258
	2,0 m	33249	33259	13249	13259

Notes

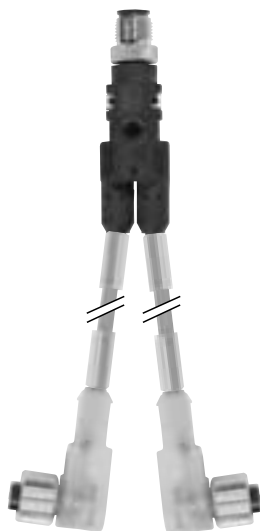
Other versions on request. Label plate (see drawing) as accessory Art.-No. 996041. Technical data can be found on page 1.7.1

**Y Distributor M12
with pre-wired cable**

and

Female M12 with LED

Y Distributor



Female 90° (LED)

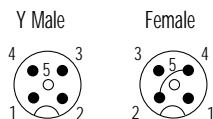
Notes:

The cables are marked
with S1 for Signal 1
and S2 for Signal 2

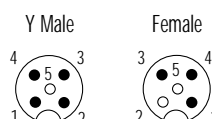
Pin arrangement

General:	Y Distributor	M12-Female
Pin 1:	(+)	(+)
Pin 2:	(S2)	(N/C)
Pin 3:	(-)	(-)
Pin 4:	(S1)	(N/O)

3-pole (PIN 4 used, with PIN 2 bridged), 2 LED for PNP-N/O or N/C contact carrier female green Version S



3-pole, 2 LED for PNP-N/O contact carrier female black Version R



Ordering data

		Art.-No.	Art.-No.
Connection cable	Cable length		
PUR	0,3 m	33260	13260
Wire diameter 0,34 mm ²	0,6 m	33261	13261
Identification FB	1,0 m	33262	13262
	1,5 m	33263	13263
	2,0 m	33264	13264
PVC	0,3 m	33265	13265
Wire diameter 0,34 mm ²	0,6 m	33266	13266
Identification KB	1,0 m	33267	13267
	1,5 m	33268	13268
	2,0 m	33269	13269

Notes

Other versions on request. Label plate (see drawing) as accessory Art.-No. 996041.
Technical data can be found on page 1.7.1

Round plug connector M12

Y Distributor M12
with pre-wired cable


and

Female M8

Notes:

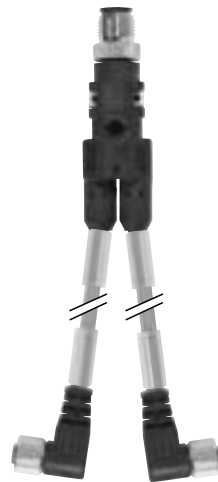
The cables are marked
with S1 for Signal 1
and S2 for Signal 2

Y Distributor



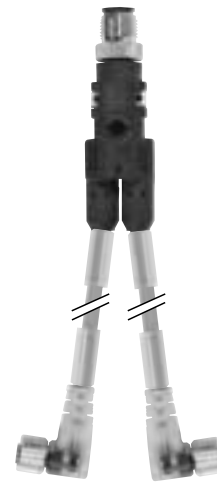
Female straight

Y Distributor



Female 90°

Y Distributor



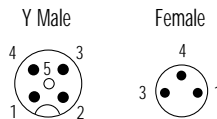
Female 90° (LED)

Pin arrangement

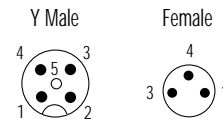
General:

	Y Distributor	M8-Female
Pin 1:	(+)	(+)
Pin 2:	(S2)	
Pin 3:	(-)	(-)
Pin 4:	(S1)	(N/O)

3-pole
for N/O, contact carrier female black
Version R



3-pole, 2 LED for PNP-N/O
contact carrier female black
Version R



Ordering data

		Art.-No.	Art.-No.	Art.-No.
Connection cable	Cable length			
PUR	0,3 m	13562	13572	13582
Wire diameter 0,25 mm ²	0,6 m	13563	13573	13583
Identification JB	1,0 m	13564	13574	13584
	1,5 m	13565	13575	13585
	2,0 m	13566	13576	13586
PVC	0,3 m	13567	13577	13587
Wire diameter 0,25 mm ²	0,6 m	13568	13578	13588
Identification KB	1,0 m	13569	13579	13589
	1,5 m	13570	13580	13590
	2,0 m	13571	13581	13591

Notes

Other versions on request. Label plate (see drawing) as accessory Art.-No. 996041.
Technical data can be found on page 1.7.1

Connector plugs for valves or pressure switches with pre-wired cable


Valve plug Form A, 18 mm DIN 43650

Valve plug Form A, 18 mm DIN 43650


Plug for pressure switches Form A, 18 mm DIN 43650

and


Male M12



Male straight



Male 90°



Male straight

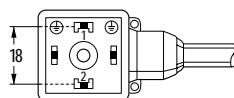
Pin arrangement

General:

K = Pin

M12-Male	Valve plug	Pressure switches
K1 (+)		K1 (+)
K2 (N/C)		K2 (N/C) LED red
K3 (-)	K2 (-)	(Cathode LED)
K4 (N/O)	K1 (+)	K3 (N/O) LED gn
K5 (PE)	(PE)	(PE)

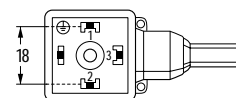
Valve plug
PE pin bridged
Suppressor + LED (yellow)



Male M12
3-pole



Plug for pressure switches
PE pin opposite cable entry (0°)
LED 2 color (red/green)



Male M12
5-pole



Ordering data

Connection cable	Cable length	Art.-No.	Art.-No.	Art.-No.
PUR	0,3 m	33000	33100	13280
3 x 0,75 mm ²	0,6 m	33003	33103	13281
5 x 0,34 mm ² (only Press. Swit.)	1,0 m	33006	33106	13282
3-wire - Identification MA	1,5 m	13300	13318	13283
5-wire - Identification FD	2,0 m	33012	33112	13284
PVC	0,3 m	33002	33102	13285
3 x 0,75 mm ²	0,6 m	33005	33105	13286
5 x 0,34 mm ² (only Press. Swit.)	1,0 m	33008	33108	13287
3-wire - Identification MB	1,5 m	13302	13319	13288
5-wire - Identification GD	2,0 m	33014	33114	13289

Notes

Other versions on request. Label plate (see drawing) as accessory Art.-No. 996041.
Technical data can be found on page 1.7.1

Round plug connector M12 for valves/pressure switches

Connector plugs for valves or pressure switches with pre-wired cable


and

Male M12

Plug for pressure switches Form A, 18 mm DIN 43650

Valve plug Form B, 11 mm Industry standard

Valve plug Form B, 11 mm Industry standard



Male 90°



Male straight



Male 90°

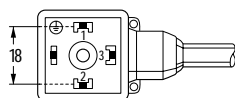
Pin arrangement

General:

K = Pin

M12-Male	Valve plug	Pressure switches
K1 (+)		K1 (+)
K2 (N/C)		K2 (N/C) LED red
K3 (-)	K2 (-)	(Cathode LED)
K4 (N/O)	K1 (N/O)	K3 (N/O) LED gn
K5 (PE)	(PE)	(PE)

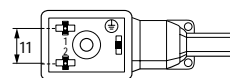
Plug for pressure switches
PE pin opposite cable entry (0°)
LED 2 color (red/green)



Male M12
5-pole



Valve plug
PE pin at cable entry (0°)
Suppressor + LED (yellow)



Male M12
3-pole



Ordering data

Connection cable	Cable length	Art.-No.	Art.-No.	Art.-No.
PUR	0,3 m	13290	33020	33120
3 x 0,75 mm ²	0,6 m	13291	33023	33123
5 x 0,34 mm ² (only Press. Swit.)	1,0 m	13292	33026	33126
3-wire - Identification MA	1,5 m	13293	13303	13323
5-wire - Identification FD	2,0 m	13294	33032	33132
PVC	0,3 m	13295	33022	33122
3 x 0,75 mm ²	0,6 m	13296	33025	33125
5 x 0,34 mm ² (only Press. Swit.)	1,0 m	13297	33028	33128
3-wire - Identification MB	1,5 m	13298	13305	13324
5-wire - Identification GD	2,0 m	13299	33034	33134

Notes

Other versions on request. Label plate (see drawing) as accessory Art.-No. 996041.
Technical data can be found on page 1.7.1


Round plug connector M12 for valves/pressure switches

Connector plugs for valves
with pre-wired cable
and
Male M12


Valve plug
Form B, 10 mm
DIN 43650

Valve plug
Form B, 10 mm
DIN 43650

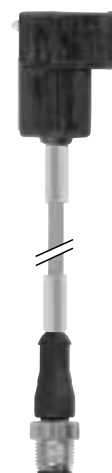
Valve plug
Form C, 9,4 mm
Industry standard



Male straight



Male 90°



Male straight

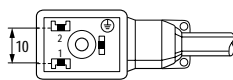
Pin arrangement

General:

K = Pin

M12-Male	Valve plug
K3 (-)	K2 (-)
K4 (N/O)	K1 (N/O)
K5 (PE)	(PE)

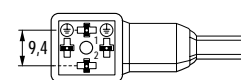
Valve plug
PE pin at cable entry (0°)
Suppressor + LED (yellow)



Male M12
3-pole



Valve plug
PE pin bridged
Suppressor + LED (yellow)



Male M12
3-pole



Ordering data

Ordering data		Art.-No.	Art.-No.	Art.-No.
Connection cable	Cable length			
PUR	0,3 m	33040	33140	33121
	0,6 m	33043	33143	33124
Identification MA	1,0 m	33046	33146	33127
	1,5 m	13307	13327	13322
	2,0 m	33052	33152	33130
PVC	0,3 m	33042	33142	33133
	0,6 m	33045	33145	33136
Identification MB	1,0 m	33048	33148	33138
	1,5 m	13309	13328	13325
	2,0 m	33054	33154	33139

Notes

Other versions on request. Label plate (see drawing) as accessory Art.-No. 996041.
Technical data can be found on page 1.7.1

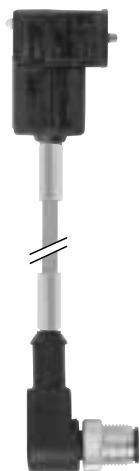
Round plug connector M12 for valves/pressure switches

Connector plugs for valves
with pre-wired cable

and


Male M12

Valve plug
Form C, 9,4 mm
Industry standard




Male 90°

Valve plug
Form C, 8 mm
DIN 43650



Male straight

Valve plug
Form C, 8 mm
DIN 43650



Male 90°

Pin arrangement

General:

K = Pin

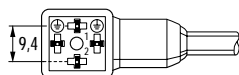
M12-Male Valve plug

K3 (-) K2 (-)

K4 (N/O) K1 (N/O)

K5 (PE) (PE)

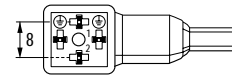
Valve plug
PE pin bridged
Suppressor + LED (yellow)



Male M12
3-pole



Valve plug
PE pin bridged
Suppressor + LED (yellow)



Male M12
3-pole



Ordering data

Ordering data		Art.-No.	Art.-No.	Art.-No.
Connection cable	Cable length			
PUR	0,3 m	33200	33141	33210
3 x 0,75 mm ²	0,6 m	33201	33144	33211
Identification MA	1,0 m	33202	33147	33212
	1,5 m	13337	13326	13339
	2,0 m	33203	33150	33213
PVC	0,3 m	33205	33153	33215
	0,6 m	33206	33156	33216
	1,0 m	33207	33158	33217
	1,5 m	13338	13329	13340
Identification MB	2,0 m	33208	33159	33218

Notes

Other versions on request. Label plate (see drawing) as accessory Art.-No. 996041.
Technical data can be found on page 1.7.1