

SAK Series
AKE 4

Weidmüller Interface GmbH & Co. KG
 Klingenbergstraße 16
 D-32758 Detmold
 Germany
 Fon: +49 5231 14-0
 Fax: +49 5231 14-292083
 www.weidmueller.com


Klippon® Connect with clamping yoke Technology

The high reliability and variety of designs of the terminal blocks with clamping yoke connections make planning easier and optimises operational safety. Klippon® Connect provides a proven response to a range of different requirements.

General ordering data

Type	AKE 4
Order No.	0380260000
Version	SAK Series, PE terminal, Rated cross-section: 4 mm ² , Screw connection, Direct mounting
GTIN (EAN)	4008190056841
Qty.	100 pc(s).

Data sheet

SAK Series AKE 4

Weidmüller Interface GmbH & Co. KG
 Klingenbergstraße 16
 D-32758 Detmold
 Germany
 Fon: +49 5231 14-0
 Fax: +49 5231 14-292083
 www.weidmueller.com

Technical data

Dimensions and weights

Width	7 mm	Width (inches)	0.276 inch
Height	32 mm	Height (inches)	1.26 inch
Depth	34.5 mm	Depth (inches)	1.358 inch
Net weight	11.479 g		

Temperatures

Continuous operating temp., min.	-50 °C	Continuous operating temp., max.	100 °C
----------------------------------	--------	----------------------------------	--------

Material data

Material	PA 66	Colour	Yellow, Green
UL 94 flammability rating	V-2		

Rating data IECEx/ATEX

Certificate No. (ATEX)	SIRA02ATEX3001U	Certificate No. (IECEX)	IECEXSIR05.0038U
Wire cross section max. (ATEX)	4 mm ²	Wire cross section max. (IECEX)	4 mm ²
Operating temperature range	For operating temperature range see EC Design Test Certificate / IEC Ex-Certificate of Conformity	Marking EN 60079-7	
Ex 2014/34/EU label	II 2 G D		Ex eb II C Gb

System specifications

Version	Screw connection, With PE connection, One end without connector	Tightening torque (mounting screw)	0.5...1 Nm
Tightening torque (clamping screw for copper conductors)	0.5...1 Nm	End cover plate required	No
Number of potentials	1	Number of levels	1
No. of clamping points per level	2	Number of potentials per tier	1
Levels cross-connected internally	No	PE connection	Yes
Mounting rail	TS 15	N-function	No
PE function	Yes	PEN function	No

Additional technical data

Explosion-tested version	Yes	Installation advice	Direct mounting
Number of similar terminals	1	Open sides	closed
Type of mounting	Screwed		

CSA rating data

Certificate No. (CSA)	12400-121	Wire cross section max. (CSA)	12 AWG
Wire cross section min. (CSA)	26 AWG		

SAK Series AKE 4

Weidmüller Interface GmbH & Co. KG
 Klingenbergstraße 16
 D-32758 Detmold
 Germany
 Fon: +49 5231 14-0
 Fax: +49 5231 14-292083
 www.weidmueller.com

Technical data

Conductors for clamping (rated connection)

Blade size	0.6 x 3.5 mm	Clamping range, max.	4 mm ²
Clamping range, min.	0.13 mm ²	Clamping screw	M 3
Connection cross-section, stranded, max.	4 mm ²	Connection cross-section, stranded, min.	1.5 mm ²
Connection direction	on side	Gauge to IEC 60947-1	A3
Number of connections	2	Stripping length	9 mm
Tightening torque, max.	1 Nm	Tightening torque, min.	0.5 Nm
Torque level with DMS electric screwdriver	2	Type of connection	Screw connection
Wire connection cross section AWG, max.	AWG 12	Wire connection cross section AWG, min.	AWG 26
Wire connection cross section, finely stranded, max.	4 mm ²	Wire connection cross-section, finely stranded with wire-end ferrules DIN 46228/1, max.	2.5 mm ²
Wire connection cross-section, finely stranded with wire-end ferrules DIN 46228/1, min.	0.5 mm ²	Wire connection cross-section, finely stranded with wire-end ferrules DIN 46228/4, max.	2.5 mm ²
Wire connection cross-section, finely stranded with wire-end ferrules DIN 46228/4, min.	0.5 mm ²	Wire connection cross-section, finely stranded, min.	0.5 mm ²
Wire connection cross-section, solid core, max.	4 mm ²	Wire connection cross-section, solid core, min.	0.5 mm ²

Dimensions

TS 15 offset	16 mm
--------------	-------

PE rating data

Rated short-time current	480 A (4 mm ²)	Centre screw on PE terminals	M 3
Tightening torque range for fixing screw	0.5... 1.0 Nm	PEN function	No

Rating data

Rated cross-section	4 mm ²	Rated voltage to adjoining terminal	500 V
Standards	IEC 60947-7-2	Volume resistance according to IEC 60947-7-x	1 mΩ
Rated impulse withstand voltage to adjacent terminal	6 kV	Pollution severity	3

UL rating data

Certificate No. (UR)	E60693	Conductor size Factory wiring max. (UR)	12 AWG
Conductor size Factory wiring min. (UR)	26 AWG	Conductor size Field wiring max. (UR)	12 AWG
Conductor size Field wiring min. (UR)	22 AWG		

Classifications

ETIM 3.0	EC000901	ETIM 4.0	EC000491
ETIM 5.0	EC000491	ETIM 6.0	EC000901
UNSPSC	30-21-18-11	eClass 5.1	27-14-03-05
eClass 6.2	27-14-03-05	eClass 7.1	27-14-03-05
eClass 8.1	27-14-11-41	eClass 9.0	27-14-11-41
eClass 9.1	27-14-11-41		

Data sheet

**SAK Series
AKE 4**

Weidmüller Interface GmbH & Co. KG
 Klingenbergstraße 16
 D-32758 Detmold
 Germany
 Fon: +49 5231 14-0
 Fax: +49 5231 14-292083
 www.weidmueller.com

Technical data

Approvals

Approvals



ROHS Conform

Downloads

Approval/Certificate/Document of Conformity	Attestation Of Conformity ATEX Certificate IECEX Certificate DE_PT1372_20160418_006_ISSUE01.pdf
Brochure/Catalogue	CAT 1 TERM 16/17 EN
Engineering Data	EPLAN, WSCAD, Zuken E3.S
Engineering Data	STEP
User Documentation	Cross Connection Guide

Safety note


Safety notice [Safety Information](#)

**SAK Series
AKE 4**

Weidmüller Interface GmbH & Co. KG
 Klingenbergstraße 16
 D-32758 Detmold
 Germany
 Fon: +49 5231 14-0
 Fax: +49 5231 14-292083
 www.weidmueller.com

Accessories

Custom printing



The Dekafix (DEK) marker is the universal marker for all conductor and plug-in connectors as well as for electronic sub-assemblies. The system is ideal for short number sequences and covers a wide range of ready-printed markers.

Strips for fast installation in only one work step. The printing is easy to read, rich in contrast and available in various widths.

- Large range of ready-to-use markers
- Strips for fast installation
- Terminal markers, suitable for all Weidmüller cable connectors
- Available as blank MultiCard or with standard printing

For custom printing: Please send us a file of our labeling software M-Print PRO or M-Print PRO Online (without installation) for your labeling specifications.

General ordering data


Type	Order No.	Version	GTIN (EAN)	Qty.
DEK 5/6.5 MC	1609850000	Dekafix, Terminal marker,	4008190456610	180 pc(s).
SDR		5 x 6.5 mm, Pitch in mm (P): 6.50 Weidmueller, To customer specification		

**SAK Series
AKE 4**

Weidmüller Interface GmbH & Co. KG
 Klingenbergstraße 16
 D-32758 Detmold
 Germany
 Fon: +49 5231 14-0
 Fax: +49 5231 14-292083
 www.weidmueller.com

Accessories

Blank



The Dekafix (DEK) marker is the universal marker for all conductor and plug-in connectors as well as for electronic sub-assemblies. The system is ideal for short number sequences and covers a wide range of ready-printed markers.

Strips for fast installation in only one work step. The printing is easy to read, rich in contrast and available in various widths.


- Large range of ready-to-use markers
- Strips for fast installation
- Terminal markers, suitable for all Weidmüller cable connectors
- Available as blank MultiCard or with standard printing

For custom printing: Please send us a file of our labeling software M-Print PRO or M-Print PRO Online (without installation) for your labeling specifications.

General ordering data

Type	Order No.	Version	GTIN (EAN)	Qty.
DEK 5/6.5 MC	1609840000	Dekafix, Terminal marker, 5	4008190203429	900 pc(s).
NE WS		x 6.5 mm, Pitch in mm (P):		
		6.50 Weidmueller, White		

End bracket



Klippon® Connect with clamping yoke Technology

The high reliability and variety of designs of the terminal blocks with clamping yoke connections make planning easier and optimises operational safety. Klippon® Connect provides a proven response to a range of different requirements.

General ordering data

Type	Order No.	Version	GTIN (EAN)	Qty.
EW 15	0382860000	Accessories, End bracket	4008190187804	50 pc(s).